



V-TAC[®]

INNOVATIVE
* * * * *
LED
* * * * *
LIGHTING

Ahead Of Its Time

DIMMABLE LED BULB

*Dimmable LED BULB

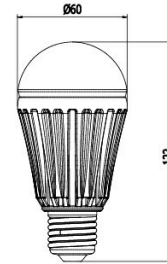
*Voltage: AC100-130V/200-240V

*Color Temperature: 2700K/4100K/6000K

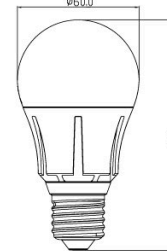
*Socket: E27 B22/E26



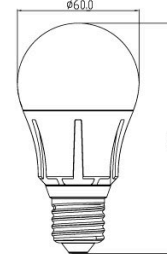
SKU CODE
4155
CCT
3000k
BASE
E27
EAN CODE
380023082054



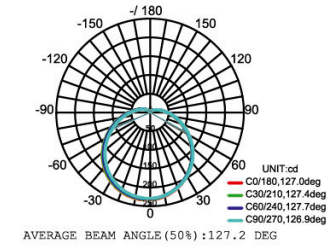
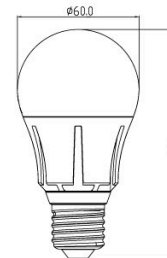
SKU CODE
4136
CCT
3000k
BASE
E27
EAN CODE
380023082059



SKU CODE
4178
CCT
3000k
BASE
B22
EAN CODE
380023082424

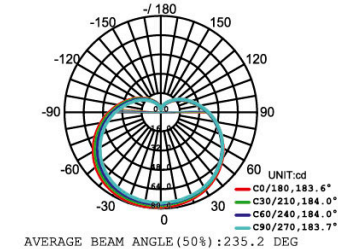


SKU CODE
4180
CCT
3000k
BASE
E27
EAN CODE
380023082426



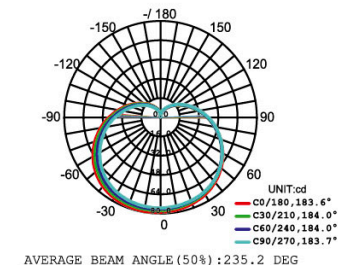
3.281ft	4.515,21.65fc	12.77ft
1m	48.60,233.01x	389.30cm
6.562ft	1.129,5.412fc	25.54ft
2m	12.15,58.251x	778.60cm
9.843ft	0.5017,2.405fc	39.32ft
3m	5.400,25.891x	1167.89cm
13.12ft	0.2822,1.353fc	51.09ft
4m	3.037,14.561x	1557.19cm
16.4ft	0.1800,0.8658fc	63.86ft
5m	1.944,9.320x	1946.49cm
Height	Envg,Emax	Angle:125.62deg Diameter

Note:The Curves indicate the illuminated area and the average illumination when the luminaire is at different distance.



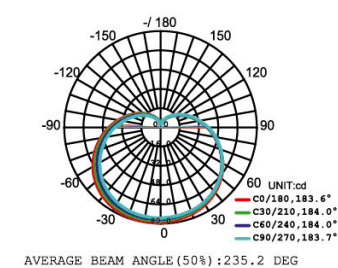
3.281ft	0.0000, 7.326fc	642.6fc
1m	0.0000, 78.861x	19587.63cm
6.562ft	0.0000, 1.832fc	1285fc
2m	0.0000, 19.711x	39175.25cm
9.843ft	0.0000, 0.8140fc	1928fc
3m	0.0000, 8.7621x	58762.88cm
13.12ft	0.0000, 0.4579fc	2571fc
4m	0.0000, 4.9291x	78350.51cm
16.4ft	0.0000, 0.2393fc	3213fc
5m	0.0000, 3.1541x	97938.14cm
Height	Envg,Emax	Angle:235deg Diameter

Note:The Curves indicate the illuminated area and the average illumination when the luminaire is at different distance.



3.281ft	0.0000, 7.326fc	642.6fc
1m	0.0000, 78.861x	19587.63cm
6.562ft	0.0000, 1.832fc	1285fc
2m	0.0000, 19.711x	39175.25cm
9.843ft	0.0000, 0.8140fc	1928fc
3m	0.0000, 8.7621x	58762.88cm
13.12ft	0.0000, 0.4579fc	2571fc
4m	0.0000, 4.9291x	78350.51cm
16.4ft	0.0000, 0.2393fc	3213fc
5m	0.0000, 3.1541x	97938.14cm
Height	Envg,Emax	Angle:235deg Diameter

Note:The Curves indicate the illuminated area and the average illumination when the luminaire is at different distance.



3.281ft	0.0000, 7.326fc	642.6fc
1m	0.0000, 78.861x	19587.63cm
6.562ft	0.0000, 1.832fc	1285fc
2m	0.0000, 19.711x	39175.25cm
9.843ft	0.0000, 0.8140fc	1928fc
3m	0.0000, 8.7621x	58762.88cm
13.12ft	0.0000, 0.4579fc	2571fc
4m	0.0000, 4.9291x	78350.51cm
16.4ft	0.0000, 0.2393fc	3213fc
5m	0.0000, 3.1541x	97938.14cm
Height	Envg,Emax	Angle:235deg Diameter

Note:The Curves indicate the illuminated area and the average illumination when the luminaire is at different distance.

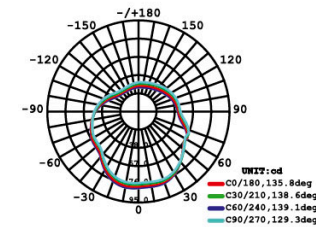
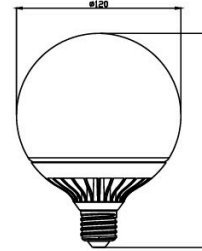
Item NO.	Commercial Type	Power	EQ. Watts	Lumen	PF	CRI	R9	Beam Angle	Lifetime	Weight	Size
VT-1912D	A60	12W	75W	1055	>0.7	>80	>15	125°	20000h(25C°)	190g	Ø 60x122mm
VT-1810D	A60	10W	60W	806	>0.7	>80	>15	120°	20000h(25C°)	165g	Ø 60x114mm
VT-1842D	A60	10W	60W	806	>0.7	>80	>15	120°	20000h(25C°)	165g	Ø 60x114mm
VT-1842D	A60	10W	60W	806	>0.7	>80	>15	120°	20000h(25C°)	165g	Ø 60x114mm

LED GLOBE

- * LED GLOBE
- *Voltage: AC100-240V
- *Color Temperature: 2700K/4100K/6000K
- *Socket: E27 B22/E26



SKU CODE		
4181	4182	4183
CCT		
3000k	4500k	6000k
BASE		
E27	E27	E27
EAN CODE		
380023062427	380023062428	380023062429

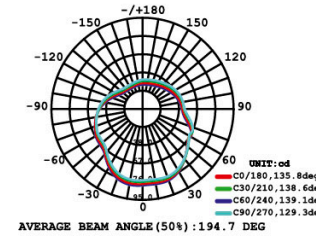
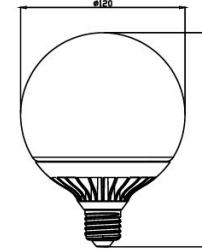


3.281ft	2.431,18.99fc	18.03ft
1m	26.17,204.41x	549.49cm
6.562ft	0.6079,4.748fc	36.06ft
2m	6.543,51.111x	1098.99cm
9.843ft	0.2702,2.110c	54.08ft
3m	2.908,22.711x	1648.48cm
13.12ft	0.1520,1.187fc	72.11ft
4m	1.636,12.781x	2197.97cm
16.4ft	0.0973,0.7597c	90.14ft
5m	1.047,8.1771x	2747.46cm

Height Eavg,Emax Angle:199.50deg Diameter
 Note:The Curves indicate the illuminated area and the acerage illumination when the luminaire is at different distance.



SKU CODE		
4184	4185	4186
CCT		
3000k	4500k	6000k
BASE		
B22	B22	B22
EAN CODE		
380023062430	380023062431	380023062432

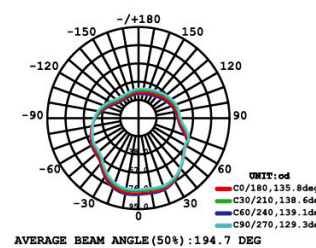



3.281ft	2.431,18.99fc	18.03ft
1m	26.17,204.41x	549.49cm
6.562ft	0.6079,4.748fc	36.06ft
2m	6.543,51.111x	1098.99cm
9.843ft	0.2702,2.110c	54.08ft
3m	2.908,22.711x	1648.48cm
13.12ft	0.1520,1.187fc	72.11ft
4m	1.636,12.781x	2197.97cm
16.4ft	0.0973,0.7597c	90.14ft
5m	1.047,8.1771x	2747.46cm

Height Eavg,Emax Angle:199.50deg Diameter
 Note:The Curves indicate the illuminated area and the acerage illumination when the luminaire is at different distance.



SKU CODE		
4187	4188	4189
CCT		
3000k	4500k	6000k
BASE		
E27	E27	E27
EAN CODE		
380023062433	380023062434	380023062435

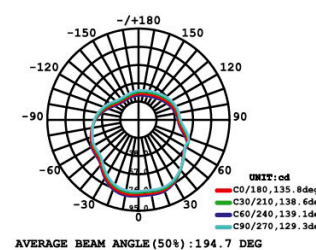
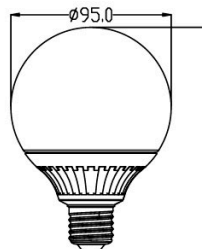


3.281ft	2.431,18.99fc	18.03ft
1m	26.17,204.41x	549.49cm
6.562ft	0.6079,4.748fc	36.06ft
2m	6.543,51.111x	1098.99cm
9.843ft	0.2702,2.110c	54.08ft
3m	2.908,22.711x	1648.48cm
13.12ft	0.1520,1.187fc	72.11ft
4m	1.636,12.781x	2197.97cm
16.4ft	0.0973,0.7597c	90.14ft
5m	1.047,8.1771x	2747.46cm

Height Eavg,Emax Angle:199.50deg Diameter
 Note:The Curves indicate the illuminated area and the acerage illumination when the luminaire is at different distance.



SKU CODE		
4190	4191	4192
CCT		
3000k	4500k	6000k
BASE		
B22	B22	B22
EAN CODE		
380023062436	380023062437	380023062438



3.281ft	2.431,18.99fc	18.03ft
1m	26.17,204.41x	549.49cm
6.562ft	0.6079,4.748fc	36.06ft
2m	6.543,51.111x	1098.99cm
9.843ft	0.2702,2.110c	54.08ft
3m	2.908,22.711x	1648.48cm
13.12ft	0.1520,1.187fc	72.11ft
4m	1.636,12.781x	2197.97cm
16.4ft	0.0973,0.7597c	90.14ft
5m	1.047,8.1771x	2747.46cm

Height Eavg,Emax Angle:199.50deg Diameter
 Note:The Curves indicate the illuminated area and the acerage illumination when the luminaire is at different distance.


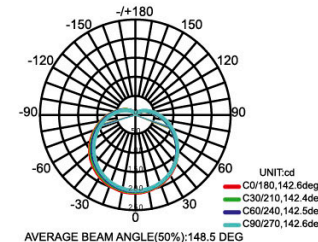
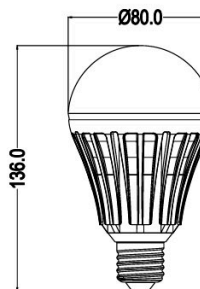
Item NO.	Commercial Type	Power	EQ. Watts	Lumen	PF	CRI	R9	Beam Angle	Lifetime	Weight	Size
VT-1844	G120	15	85	1320	>0.7	>80	>15	200°	20000h(25C°)	190g	Ø 120156
VT-1845	G120	15	85	1320	>0.7	>80	>15	200°	20000h(25C°)	190g	Ø 120156
VT-1847	G95	13	75	1055	>0.7	>80	>15	200°	20000h(25C°)	165g	Ø 95133
VT-1848	G95	13	75	1055	>0.7	>80	>15	200°	20000h(25C°)	165g	Ø 95133

LED GLOBE

VT-1851



SKU CODE	
4193	4194
CCT	
4500k	6000k
BASE	
E27	E27
EAN CODE	
380023062439	380023062440



* LED GLOBE

*Voltage: AC100-240V


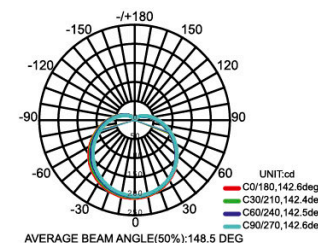
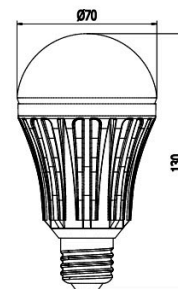
*Color Temperature: 2700K/4100K/6000K

*Socket: E27 B22/E26

VT-1852



SKU CODE	
4195	4196
CCT	
4500k	6000k
BASE	
B22	B22
EAN CODE	
380023062441	380023062442



Item NO.	Commercial Type	Power	EQ. Watts	Lumen	PF	CRI	R9	Beam Angle	Lifetime	Weight	Size
VT-1851	A80	20	110	1700	>0.5	>80	>15	145°	20000h(25C°)	180g	Ø 80136
VT-1852	A80	20	110	1700	>0.5	>80	>15	145°	20000h(25C°)	180g	Ø 80136

LED BULB

*Voltage: AC100-240V


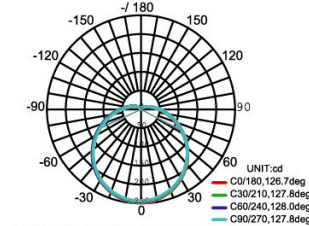
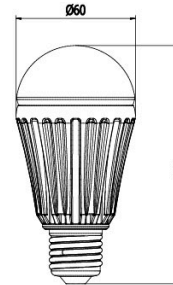
*Socket: E27 B22 / E26

*Color Temperature: 2700K/4100K/6000K

VT-1912



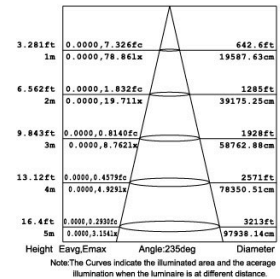
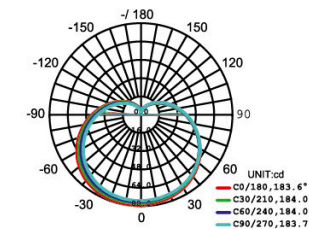
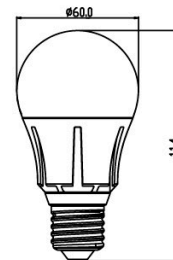
SKU CODE		
4090	4130	4131
CCT		
3000k	4500k	6000k
BASE		
E27	E27	E27
EAN CODE		
380023062051	380023062052	380023062053



VT-1842




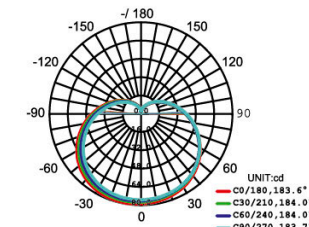
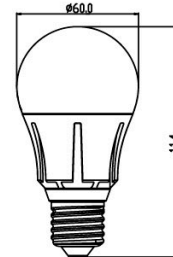
SKU CODE	
4199	
CCT	
3000k	
BASE	
E27	
EAN CODE	
380023082445	



VT-1842




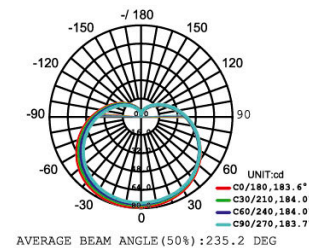
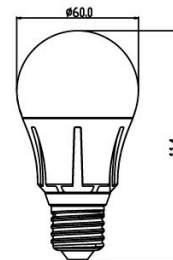
SKU CODE	
4179	4198
CCT	
3000k	4500k
BASE	
B22	B22
EAN CODE	
380023082425	380023082444



VT-1913



SKU CODE		
4080	4133	4134
CCT		
3000k	4500k	6000k
BASE		
E27	E27	E27



Item NO.	Commercial Type	Power	EQ. Watts	Lumen	PF	CRI	R9	Beam Angle	Lifetime	Weight	Size
VT-1912	A60	12W	75W	1055	>0.5	>80	>15	125°	20000h(25C°)	165g	Ø 60x122mm
VT-1842	A60	10W	60W	810	>0.5	>80	>15	240°	20000h(25C°)	160g	Ø 60x114mm
VT-1842	A60	10W	60W	810	>0.5	>80	>15	240°	20000h(25C°)	160g	Ø 60x114mm
VT-1913	A60	7W	40W	470	>0.5	>80	>15	240°	20000h(25C°)	155g	Ø 60x114mm

Candle & Candle with tip

*Voltage: AC100-130V / AC 200-240V


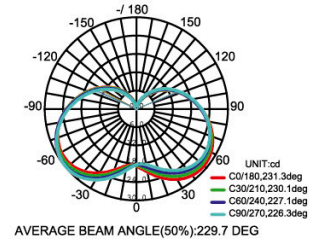
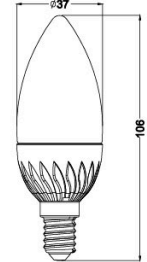
*Socket: E14 E27/E12 E26/B22

*Color Temperature: 2700K/4100K/6000K

VT-1803




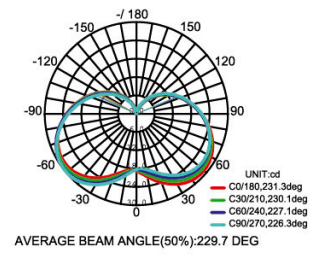
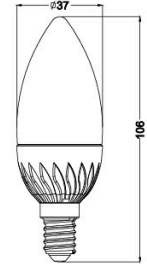
SKU CODE		
4081	4135	4087
CCT		
3000k	4500k	6000k
BASE		
E14	E14	E14
EAN CODE		
380023062065	380023062064	380023062063



VT-1818




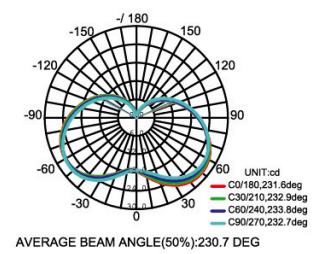
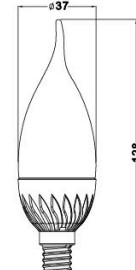
SKU CODE		
4121	4166	4122
CCT		
3000k	4500k	6000k
BASE		
E14	E14	E14
EAN CODE		
380023062068	380023062067	380023062066



VT-1803TP




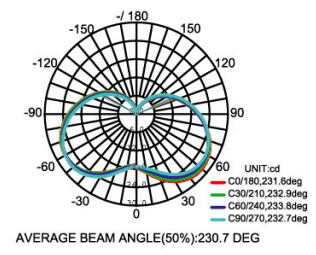
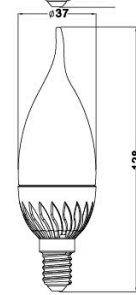
SKU CODE	
4082	4170
CCT	
3000k	4500k
BASE	
E14	E14
EAN CODE	
380023062072	380023062071



VT-1818TP



SKU CODE	
4164	4156
CCT	
3000k	4500k
BASE	
E14	E14
EAN CODE	
380023062074	380023062073

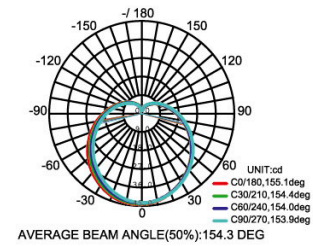
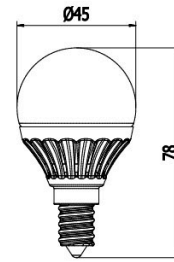


Item NO.	Commercial Type	Power	EQ. Watts	Lumen	PF	CRI	R9	Beam Angle	Lifetime	Weight	Size
VT-1803	Candle	3W	25W	240	>0.4	>80	>5	230°	20000h(25C°)	36g	Ø 37x105mm
VT-1818	Candle	4W	30W	320	>0.4	>80	>5	230°	20000h(25C°)	36g	Ø 37x105mm
VT-1803TP	Candle Flame	3W	25W	240	>0.4	>80	>5	230°	20000h(25C°)	38g	Ø 37x128mm
VT-1818TP	Candle Flame	4W	30W	320	>0.4	>80	>5	230°	20000h(25C°)	38g	Ø 37x128mm



VT-1819

SKU CODE		
4123	4174	4124
CCT		
3000k	4500k	6000k
BASE		
E14	E14	E14
EAN CODE		
380023062099	380023062100	380023062101



Height	Eavg,Emax	Angle:151.77deg	Diameter
3.281ft	0.2782,4.105fc		26.1ft
1m	2.995,44.181x		795.42cm
6.562ft	0.0696,1.026fc		52.19ft
2m	0.7487,11.051x		1590.84cm
9.843ft	0.0309,0.4561c		78.29ft
3m	0.3328,4.9091x		2386.26cm
13.12ft	0.0174,0.2565c		104.4ft
4m	0.1872,2.7611x		3181.68cm
16.4ft	0.0111,0.1642c		130.5ft
5m	0.1198,1.7671x		3977.10cm

Note: The Curves indicate the illuminated area and the average illumination when the luminaire is at different distance.

P45&G45

*Voltage: AC100-130V / AC 200-240V

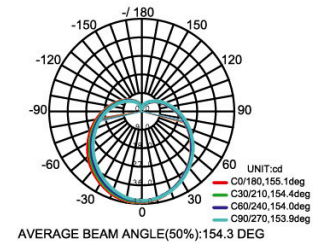
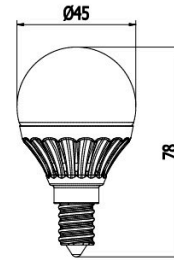
*Socket: E14 E27/ E12 E26/B22

*Color Temperature: 2700K/4100K/6000K



VT-1814

SKU CODE		
4100	4163	4101
CCT		
3000k	4500k	6000k
BASE		
E14	E14	E14
EAN CODE		
380023062096	380023062097	380023062098



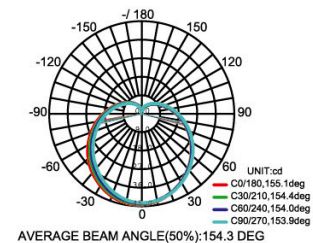
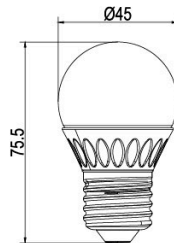
Height	Eavg,Emax	Angle:151.77deg	Diameter
3.281ft	0.2782,4.105fc		26.1ft
1m	2.995,44.181x		795.42cm
6.562ft	0.0696,1.026fc		52.19ft
2m	0.7487,11.051x		1590.84cm
9.843ft	0.0309,0.4561c		78.29ft
3m	0.3328,4.9091x		2386.26cm
13.12ft	0.0174,0.2565c		104.4ft
4m	0.1872,2.7611x		3181.68cm
16.4ft	0.0111,0.1642c		130.5ft
5m	0.1198,1.7671x		3977.10cm

Note: The Curves indicate the illuminated area and the average illumination when the luminaire is at different distance.



VT-1814

SKU CODE	
4102	4162
CCT	
3000k	4500k
BASE	
E27	E27
EAN CODE	
380023062103	



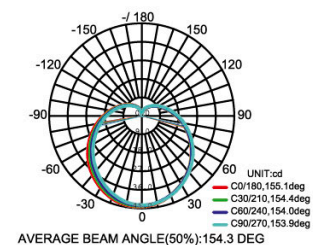
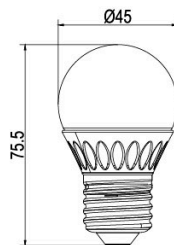
Height	Eavg,Emax	Angle:151.77deg	Diameter
3.281ft	0.2782,4.105fc		26.1ft
1m	2.995,44.181x		795.42cm
6.562ft	0.0696,1.026fc		52.19ft
2m	0.7487,11.051x		1590.84cm
9.843ft	0.0309,0.4561c		78.29ft
3m	0.3328,4.9091x		2386.26cm
13.12ft	0.0174,0.2565c		104.4ft
4m	0.1872,2.7611x		3181.68cm
16.4ft	0.0111,0.1642c		130.5ft
5m	0.1198,1.7671x		3977.10cm

Note: The Curves indicate the illuminated area and the average illumination when the luminaire is at different distance.



VT-1830

SKU CODE	
4160	4162
CCT	
3000k	4500k
BASE	
E27	E27
EAN CODE	
380023062104	380023062105



Height	Eavg,Emax	Angle:151.77deg	Diameter
3.281ft	0.2782,4.105fc		26.1ft
1m	2.995,44.181x		795.42cm
6.562ft	0.0696,1.026fc		52.19ft
2m	0.7487,11.051x		1590.84cm
9.843ft	0.0309,0.4561c		78.29ft
3m	0.3328,4.9091x		2386.26cm
13.12ft	0.0174,0.2565c		104.4ft
4m	0.1872,2.7611x		3181.68cm
16.4ft	0.0111,0.1642c		130.5ft
5m	0.1198,1.7671x		3977.10cm

Note: The Curves indicate the illuminated area and the average illumination when the luminaire is at different distance.

Item NO.	Commercial Type	Power	EQ. Watts	Lumen	PF	CRI	R9	Beam Angle	Lifetime	Weight	Size
VT-1819	P45	3W	25W	250	>0.4	>80	>5	155°	20000h(25C°)	36g	Ø 45x78mm
VT-1814	P45	4W	30W	320	>0.4	>80	>5	155°	20000h(25C°)	36g	Ø 45x78mm
VT-1814	P45	4W	30W	320	>0.4	>80	>5	155°	20000h(25C°)	36g	Ø 45x78mm
VT-1830	G45	4W	30W	320	>0.4	>80	>5	155°	20000h(25C°)	38g	Ø 45x75.5mm

RETROFIT LED BULB

*Voltage: AC100-130V / AC 200-240V


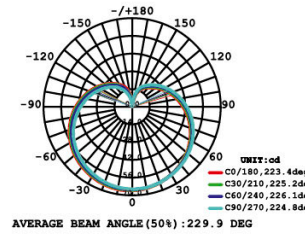
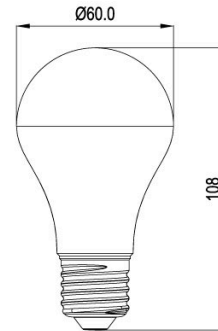
*Socket: E14 E27/ E12 E26/B22

*Color Temperature: 2700K/4100K/6000K

VT-1828




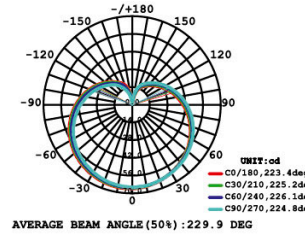
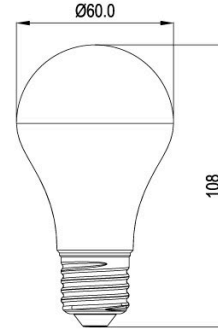
SKU CODE		
4149	4153	4173
CCT		
3000k	4500k	6000k
BASE		
E27	E27	E27
EAN CODE		
380023062082	380023062083	380023062084



VT-1828



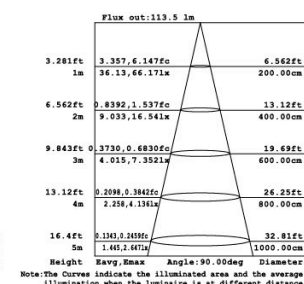
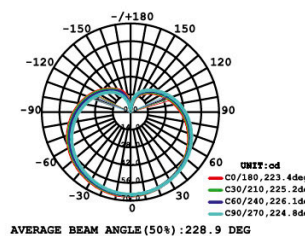
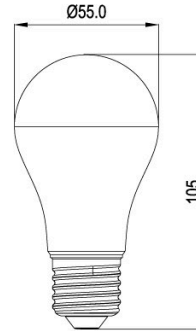
SKU CODE		
4175	4187	4176
CCT		
3000k	4500k	6000k
BASE		
B22	B22	B22
EAN CODE		
380023062085	380023062443	380023062086



VT-1827



SKU CODE		
4148	4152	4172
CCT		
3000k	4500k	6000k
BASE		
E27	E27	E27
EAN CODE		
380023062079	380023062080	380023062081



Item NO.	Commercial Type	Power	EQ. Watts	Lumen	PF	CRI	R9	Beam Angle	Lifetime	Weight	Size
VT-1828	A60	7W	40W	470	>0.5	>80	>5	230°	20000h(25C°)	140g	Ø 60x108mm
VT-1828	A60	7W	40W	470	>0.5	>80	>5	230°	20000h(25C°)	140g	Ø 60x108mm
VT-1827	A55	5W	30W	350	>0.4	>80	>5	230°	20000h(25C°)	110g	Ø 55x105mm

RETROFIT LED BULB

*Voltage: AC100-130V / AC 200-240V


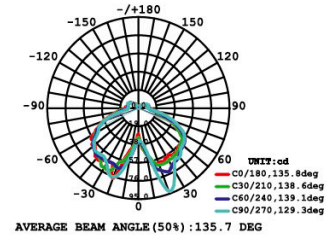
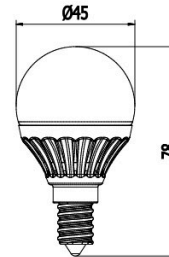
*Socket: E14 E27/ E12 E26/B22

*Color Temperature: 2700K/4100K/6000K

VT-1831



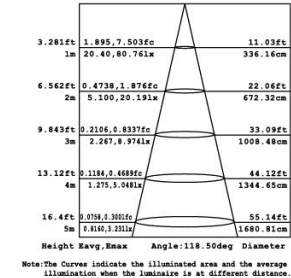
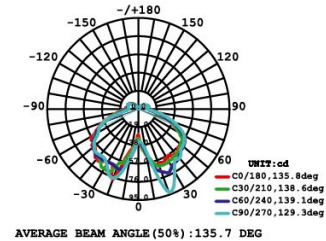
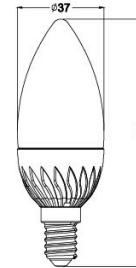
SKU CODE
4157
CCT
3000k
BASE
E14
EAN CODE
380023062102



VT-1832



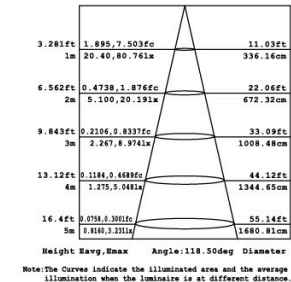
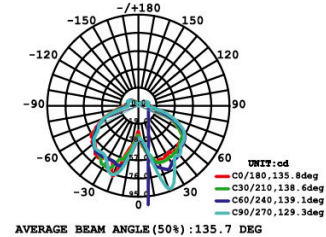
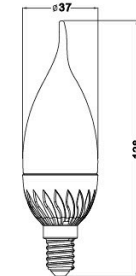
SKU CODE
4168 4169
CCT
3000k 4500k
BASE
E14 E14
EAN CODE
380023062069 380023062070



VT-1832TP



SKU CODE
4165 4167
CCT
3000k 4500k
BASE
E14 E14
EAN CODE
380023062075 380023062076

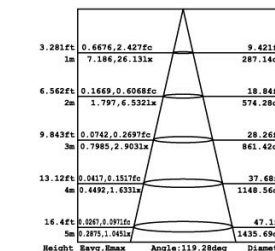
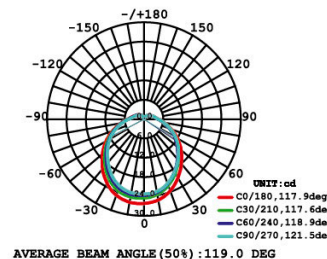
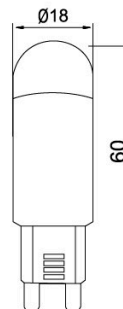


Item NO.	Commercial Type	Power	EQ. Watts	Lumen	PF	CRI	R9	Beam Angle	Lifetime	Weight	Size
VT-1831	P45	4W	30W	320	>0.4	>80	>5	140°	20000h(25C°)	45g	Ø 45x78mm
VT-1832	Candle	4W	30W	320	>0.4	>80	>5	140°	20000h(25C°)	35g	Ø 37x106mm
VT-1832TP	Candle Flame	4W	30W	320	>0.4	>80	>5	140°	20000h(25C°)	39g	Ø 37x128mm

G9



VT-1846



Note: The Curves indicate the illuminated area and the average illumination when the luminaire is at different distance.

*Voltage: 110-130V/220-240V

*Socket: G9

*Color Temperature: 2700K/4100K/6000K

Item NO.	Commercial Type	Power	EQ. Watts	Lumen	CRI	R9	Beam Angle	Lifetime	Weight	Size
VT-1846	G9	1.9W	N/A	160	>80	>14	120°	20000h(25C°)	<12g	Ø 18x60mm

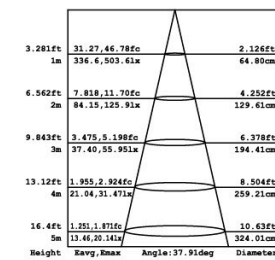
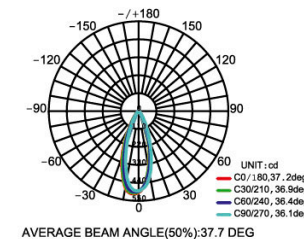
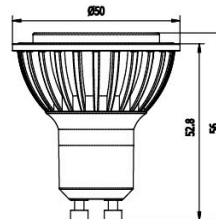
H

SPOTLIGHT

VT-1816



SKU CODE		
1520	1533	1521
CCT		
3000k	4500k	6000k
BASE		
GU10	GU10	GU10
EAN CODE		
380023062021	380023062022	380023062023



Note: The Curves indicate the illuminated area and the average illumination when the luminaire is at different distance.

*Voltage: AC100-240V 12V AC/DC

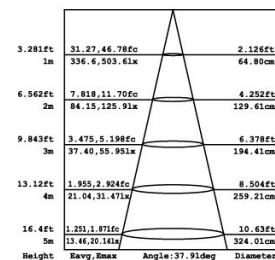
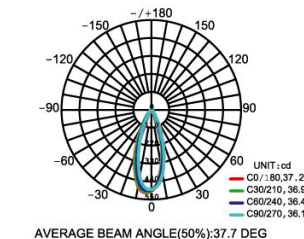
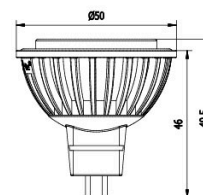
*Socket: GU10 GU5.3 E27 E14/E26 E12/B22

*Color Temperature: 3000K/4000K/6000K

VT-1817



SKU CODE		
1524		
CCT		
3000k		
BASE		
MR16.12V		
EAN CODE		
380023062040		



Note: The Curves indicate the illuminated area and the average illumination when the luminaire is at different distance.

Item NO.	Commercial Type	Power	EQ. Watts	Lumen	Phi-use(90°)	PF	CRI	R9	Beam Angle	Lifetime	Weight	Size
VT-1816	GU10	5W	50W	340	300	>0.5	>80	>15	38°	20000h(25C°)	48g	Ø 50x55mm
VT-1817	GU5.3	5W	50W	340	300	>0.5	>80	>15	38°	20000h(25C°)	41g	Ø 50x49mm

LED COB SPOTLIGHT

*LED SPOTLIGHT


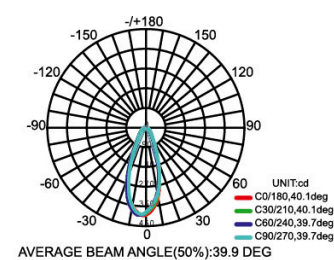
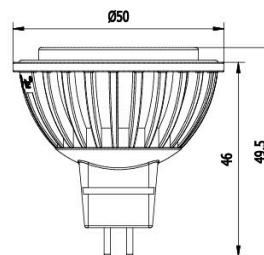
*Voltage: AC100-130V/200-240

*Color Temperature: 3000K/4000K/6000K

VT-1805




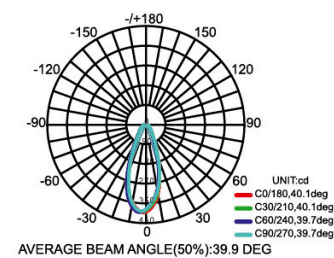
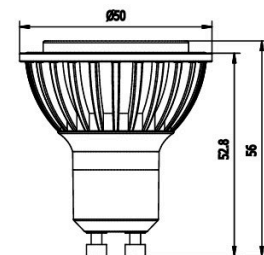
SKU CODE		
1515	1540	1516
CCT		
3000k	4500k	6000k
BASE		
MR16.12V	MR16.12V	MR16.12V
EAN CODE		
380023062014	380023062013	380023062012



VT-1806



SKU CODE		
1514	1534	1517
CCT		
3000k	4500k	6000k
BASE		
GU10	GU10	GU10
EAN CODE		
380023062011	380023062010	380023062009



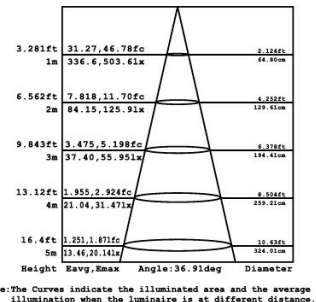
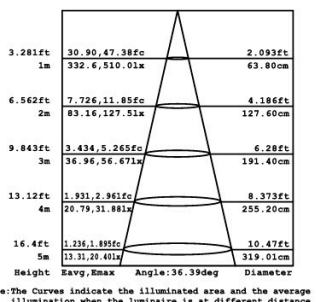
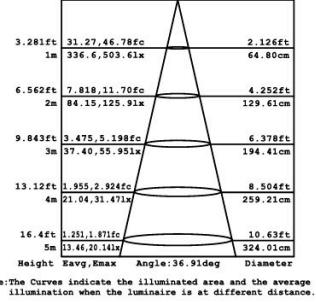
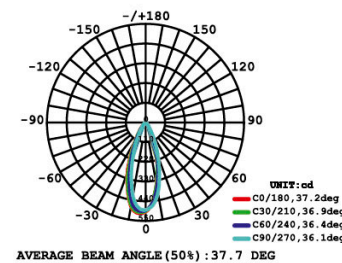
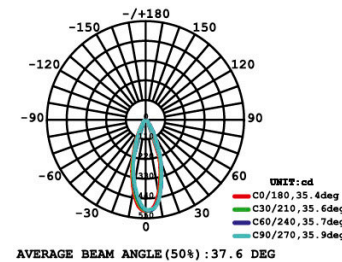
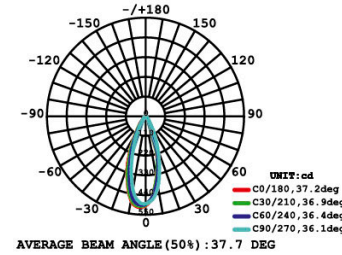
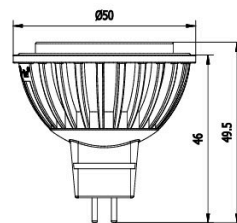
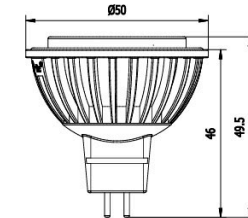
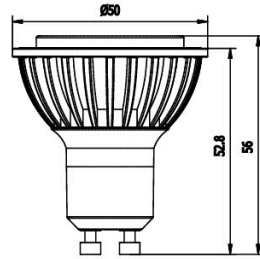
Item NO.	Commercial Type	Power	EQ. Watts	Lumen	PF	CRI	R9	Beam	Angle	Lifetime	Weight	Size
VT-1805	MR16.12V	5	35	280	230	>0.5	>80	>15	40°	20000h(25C°)	45g	Ø 5055
VT-1806	GU10	5	35	280	230	>0.5	>80	>15	40°	20000h(25C°)	45g	Ø 5055

PROMOTION SPOTLIGHT



SKU CODE		
1544	1545	1553
CCT		
3000k	4500k	6000k
BASE		
GU10	GU10	GU10
EAN CODE		
380023062041	380023062042	380023062043

SKU CODE		
1546	1547	1554
CCT		
3000k	4500k	6000k
BASE		
GU10	GU10	GU10
EAN CODE		
380023062044	380023062045	380023062046



*Voltage: AC100-130V/AC220-240V 12VAC/DC
 *Socket: GU10 GU5.3 JCDR
 *Color Temperature: 3000K/4000K/6000K

Item NO.	Commercial Type	Power	EQ. Watts	Lumen	Phi-use(90°)	PF	CRI	R9	Beam Angle	Lifetime	Weight	Size
VT-1833	GU10	4W	>35W	300	250	>0.4	>80	>5	38°	20000h(25C°)	42g	Ø 50x55mm
VT-1834	GU5.3	4W	>35W	300	250	>0.4	>80	>5	38°	20000h(25C°)	36g	Ø 50x49mm
VT-1835	JCDR	4W	>35W	300	250	>0.4	>80	>5	38°	20000h(25C°)	36g	Ø 50x49mm

1 20°

POWER LED SPOTLIGHT

*Voltage: AC100-130V / AC 200-240V
12V AC/DC

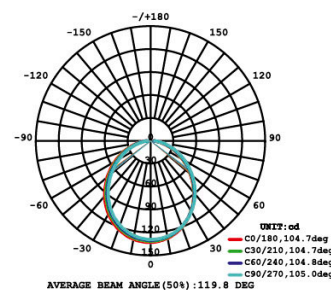
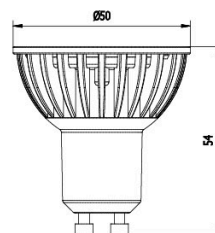
*Socket: GU10 GU5.3 JCDR

*Color Temperature: 3000K/4100K/6000K



VT-1833

SKU CODE	
1529	1530
CCT	
3000k	4500k
BASE	
GU10	GU10



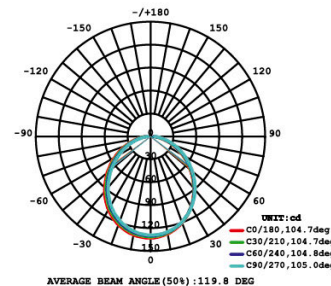
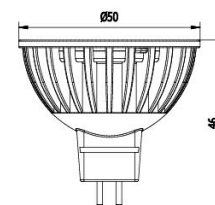
3.281ft	4.202, 12.32fc	8.257ft
1m	45.23, 132.61x	251.66cm
6.562ft	1.050, 3.081fc	16.51ft
2m	11.31, 33.161x	503.33cm
9.843ft	0.4668, 1.369fc	24.77ft
3m	5.025, 14.741x	754.99cm
13.12ft	0.2626, 0.7702fc	33.03ft
4m	2.827, 8.2901x	1006.66cm
16.4ft	0.1681, 0.4939fc	41.28ft
5m	1.89, 5.3661x	1258.32cm
Height	Havg, Emax	Angle: 118.05deg Diameter

Note: The Curves indicate the illuminated area and the average illumination when the luminaire is at different distance.



VT-1836

SKU CODE	
1548	1549
CCT	
3000k	4500k
BASE	
GU10	GU10
EAN CODE	
380023082035	380023082036



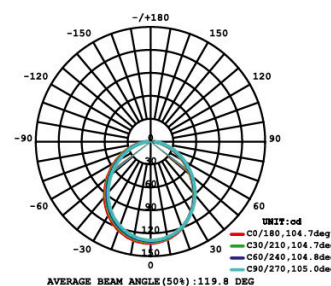
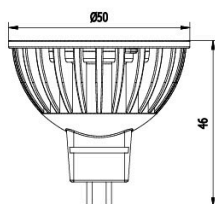
3.281ft	4.202, 12.32fc	8.257ft
1m	45.23, 132.61x	251.66cm
6.562ft	1.050, 3.081fc	16.51ft
2m	11.31, 33.161x	503.33cm
9.843ft	0.4668, 1.369fc	24.77ft
3m	5.025, 14.741x	754.99cm
13.12ft	0.2626, 0.7702fc	33.03ft
4m	2.827, 8.2901x	1006.66cm
16.4ft	0.1681, 0.4939fc	41.28ft
5m	1.89, 5.3661x	1258.32cm
Height	Havg, Emax	Angle: 118.05deg Diameter

Note: The Curves indicate the illuminated area and the average illumination when the luminaire is at different distance.



VT-1825

SKU CODE	
1531	1532
CCT	
3000k	4500k
BASE	
JCDR. 220V	JCDR. 220V
EAN CODE	
380023082037	380023082038



3.281ft	4.202, 12.32fc	8.257ft
1m	45.23, 132.61x	251.66cm
6.562ft	1.050, 3.081fc	16.51ft
2m	11.31, 33.161x	503.33cm
9.843ft	0.4668, 1.369fc	24.77ft
3m	5.025, 14.741x	754.99cm
13.12ft	0.2626, 0.7702fc	33.03ft
4m	2.827, 8.2901x	1006.66cm
16.4ft	0.1681, 0.4939fc	41.28ft
5m	1.89, 5.3661x	1258.32cm
Height	Havg, Emax	Angle: 118.05deg Diameter

Note: The Curves indicate the illuminated area and the average illumination when the luminaire is at different distance.

Item NO.	Commercial Type	Power	EQ. Watts	Lumen	Phi-use(120°)	PF	CRI	R9	Beam Angle	Lifetime	Weight	Size
VT-1826	GU10	4W	35W	260	210	>0.4	>80	>5	120°	20000h(25C°)	40g	Ø 50x54mm
VT-1836	GU5.3	4W	35W	260	210	>0.4	>80	>5	120°	20000h(25C°)	35g	Ø 50x46mm
VT-1825	JCDR	5W	50W	400	310	>0.5	>80	>5	120°	20000h(25C°)	45g	Ø 50x46mm

REFLECTOR LED LAMP

*Voltage: AC100-130V/200-240V

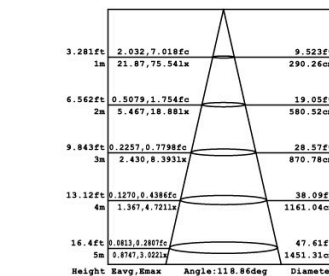
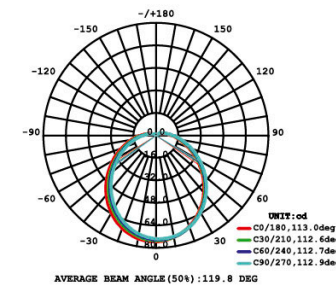
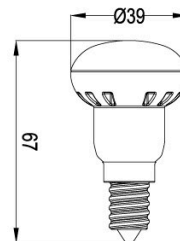
*Socket: E14 E27/ E12 E26/B22

*Color Temperature: 2700K/4100K/6000K



VT-1820

SKU CODE
4139
CCT
4500k
BASE
E14
EAN CODE
380023062087

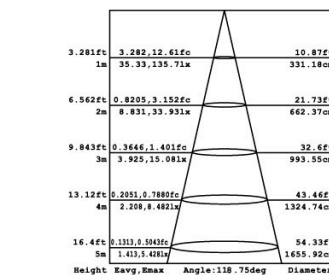
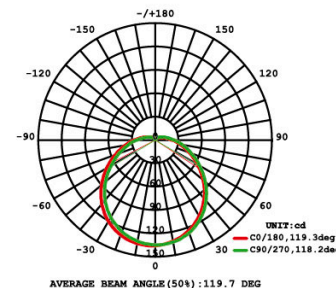
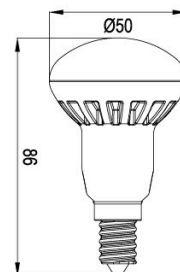


Note: The Curves indicate the illuminated area and the average illumination when the luminaire is at different distance.



VT-1821

SKU CODE
4138
CCT
4500k
BASE
E14
EAN CODE
380023062089

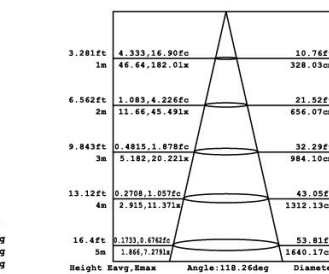
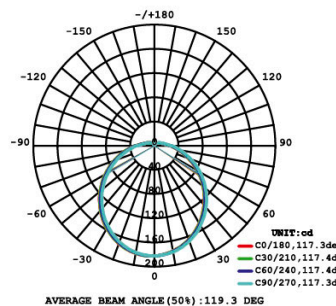
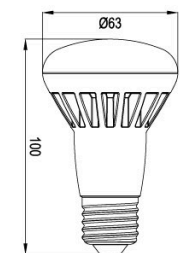


Note: The Curves indicate the illuminated area and the average illumination when the luminaire is at different distance.



VT-1822

SKU CODE
4140
CCT
4500k
BASE
E27
EAN CODE
380023062090




Note: The Curves indicate the illuminated area and the average illumination when the luminaire is at different distance.

Item NO.	Commercial Type	Power	EQ. Watts	Lumen	Phi-use(120°)	PF	CRI	R9	Beam Angle	Lifetime	Weight	Size
VT-1820	R39	3W	N/A	245	200	>0.4	>80	>5	120°	20000h(25C°)	33g	Ø 39x75mm
VT-1821	R50	6W	N/A	450	380	>0.5	>80	>5	120°	20000h(25C°)	68g	Ø 50x90mm
VT-1822	R63	8W	N/A	650	560	>0.5	>80	>5	120°	20000h(25C°)	122g	Ø 63x90mm

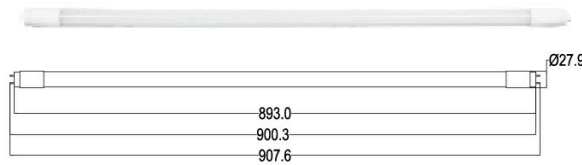
WIDE BEAM ANGLE T8 LED TUBE

- *Socket: G13
- *Long life : 25,000 hours
- *Voltage : ~100-240V 50/60Hz
- *Color Temperature: 2700K/4100K/6000K
- *Ra>80


VT-6070SMD



VT-1270SMD



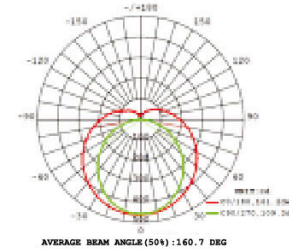
VT-1570SMD



VT-6070SMD	
SKU CODE	
6126	6127
CCT	
4500k	6000k
BASE	
LED TUBE	LED TUBE
EAN CODE	
380023062350	380023062351

VT-1270SMD	
SKU CODE	
6122	6123
CCT	
4500k	6000k
BASE	
LED TUBE	LED TUBE
EAN CODE	
380023062352	380023062353

VT-1570SMD	
SKU CODE	
6124	6125
CCT	
4500k	6000k
BASE	
LED TUBE	LED TUBE
EAN CODE	
380023062354	380023062355

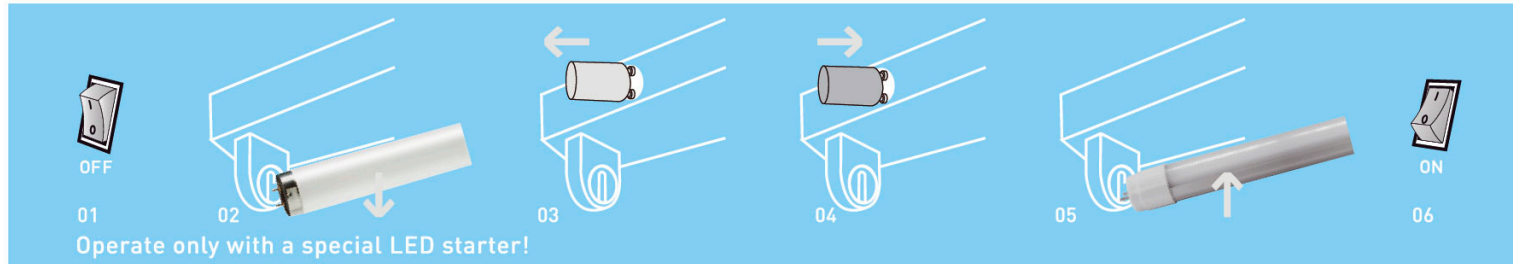


Height	Havg, Emax	Angle: 155.41deg	Diameter
3.281ft	3.694, 16.99ft		12.72ft
1m	39.76, 182.91x		387.57cm
6.562ft	0.9235, 4.247ft		25.43ft
2m	9.941, 45.721x		775.14cm
9.843ft	0.4104, 1.898ft		38.15ft
3m	4.418, 20.321x		1162.72cm
13.12ft	0.2309, 1.062ft		50.86ft
4m	2.485, 11.431x		1550.29cm
16.4ft	0.1478, 0.678ft		63.58ft
5m	1.390, 7.315x		1937.86cm

Note: The Curves indicate the illuminated area and the average illumination when the luminaire is at different distance.

Item NO.	Commercial Type	Power	EQ. Watts	PF	Lumen Output	CRI	R9	Beam Angle	Lifetime
VT-6070SMD	T8-600mm	10W	18W	>0.8	850	>80	>16	160°	30000h(25C°)
VT-1270SMD	T8-900mm	14W	25W	>0.8	1200	>80	>16	160°	30000h(25C°)
VT-1570SMD	T8-1500mm	22W	55W	>0.8	2000	>80	>16	160°	30000h(25C°)

T8 LED TUBE INSTRUCTIONS



INSTRUCTION!

- **V-TAC** LED-Tubes are suitable for use in interiors with an ambient temperature of -20°C to $+40^{\circ}\text{C}$. Outdoor use only with a certified IP lamp operable.
- Retain the overleaf printed installation instructions for reference when serving and removing the luminaire.
- Not suitable for electronic ballasts.
- Subject to technical alternations!

CAUTION

1. To prevent electrical shock, turn off electricity, check your local electrical requirements and regulations.
2. Not suitable in tandem lighting circuit.
3. Not suitable for DC.
4. Protect from moisture.
5. When you replace conventional fluorescent lamps with LED tubes, the rules for required illuminance have to be checked.
6. Please do not dispose defective LED luminaires in household garbage. Please use the free distribution at the local collection.

LED tubes suitable for direct replacement of fluorescent tubes and starters. The LED tubes are installed within a few minutes by replacing the starter with the supplied dummy. Energy savings up to 70%, a long lifetime, instant start, no flickering and humming are just some of the advantages of modern LED tubes. Particularly suitable for use in car parks, garages, basements and cold stores.

The LED tube for length with 600 mm; 900 mm 1200 mm and 1500 mm are suitable to replace T8 18 W; 25 W 36 W and 52 W fluorescent lamp.

